

# SIZE GUIDE



## HOW TO MEASURE

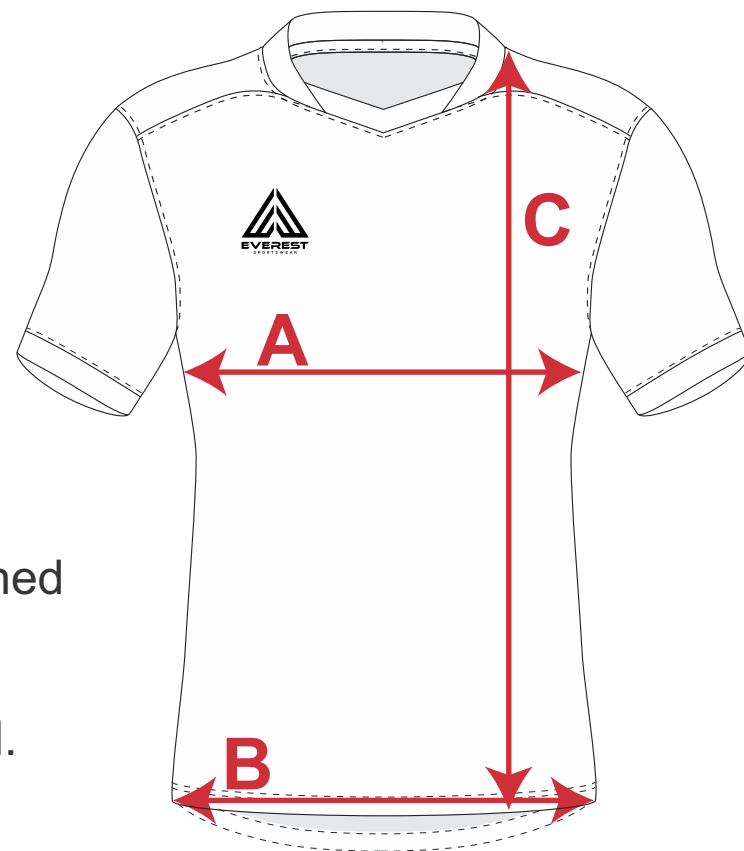
1. Lay your previous favorite garment flat on table.
2. Use a tape and measure down 4cm down under armpit.
3. Use a tape to measure across front chest as shown (A).

A = Half Chest is the most important measurement.

Determine the measurement in cms and compare against the provide chart for that garment.

Sizing changes with different garments as garments are designed to be worn differently.

eg, A measurement of 56cm across the front chest equals Med.



### MENS K2 PRO JERSEY

MEASUREMENT POINT	XS	S	M	L	XL	2XL	3XL	4XL
1/2 CHEST WIDTH	52.5	54.5	56.5	58.5	60.5	62.5	64.5	66.5
1/2 HEM	53	55	57	59	61	63	65	67
BACK BODY LENGTH	70.5	72.5	74.5	76.5	78.5	80.5	82.5	84.5

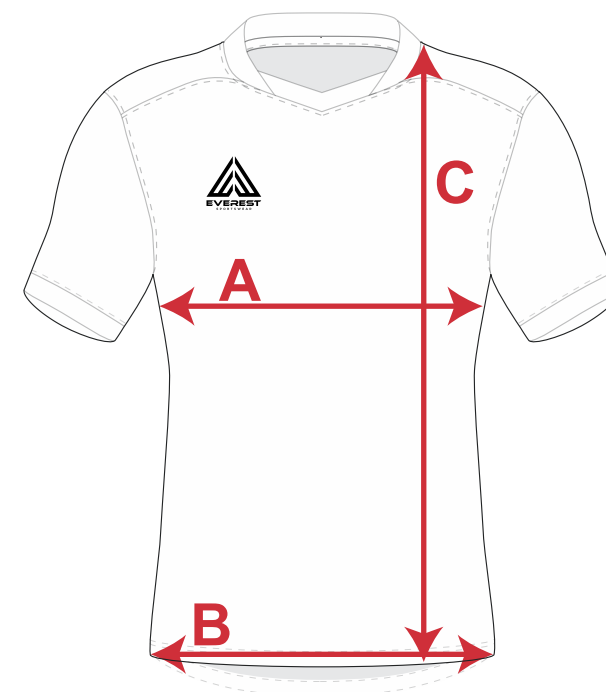
SIZES ARE LISTED IN CM

**MENS K2 PRO JERSEY**

MEASUREMENT POINT	XS	S	M	L	XL	2XL	3XL	4XL
1/2 CHEST WIDTH	52.5	54.5	56.5	58.5	60.5	62.5	64.5	66.5
1/2 HEM	53	55	57	59	61	63	65	67
BACK BODY LENGTH	70.5	72.5	74.5	76.5	78.5	80.5	82.5	84.5

**JUNIOR K2 PRO JERSEY**

MEASUREMENT POINT	4	6	8	10	12
1/2 CHEST WIDTH	42.5	44.5	46.5	48.5	50.5
1/2 HEM	43	45	47	49	51
BACK BODY LENGTH	60.5	62.5	64.5	66.5	68.5



**A - CHEST WIDTH**  
**B - HEM WIDTH**  
**C - BODY LENGTH**

**MENS K2 PRO POLO**

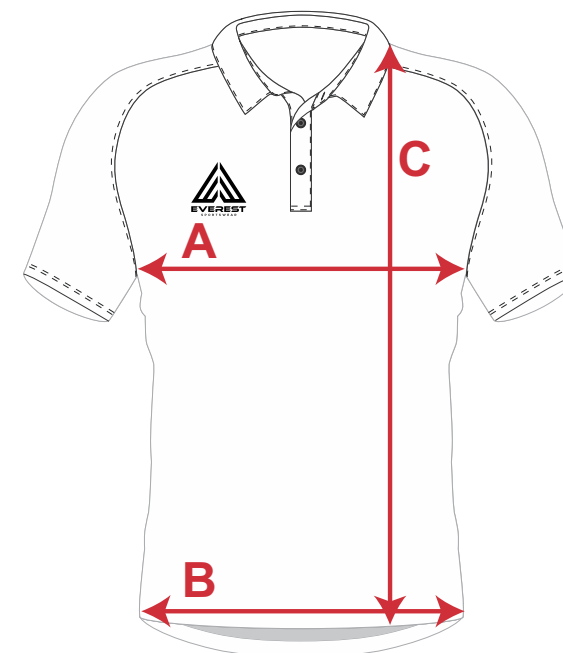
MEASUREMENT POINT	XS	S	M	L	XL	2XL	3XL	4XL	5XL	6XL
1/2 CHEST WIDTH	52	54	56	58	60	62	64	66	68	70
1/2 HEM	51.5	53.5	55.5	57.5	59.5	61.5	63.5	65.5	67.5	69.5
BACK BODY LENGTH	68	70.5	72.5	74.5	76.5	78.5	80.5	82.5	84.5	86.5

**JUNIOR K2 PRO POLO**

MEASUREMENT POINT	4	6	8	10	12
1/2 CHEST WIDTH	42	44	46	48	50
1/2 HEM	41.5	43.5	45.5	47.5	49.5
BACK BODY LENGTH	58	60	62	64	66

**WOMENS K2 PRO POLO**

MEASUREMENT POINT	W8	W10	W12	W14	W16	W18	W20	W22
1/2 CHEST WIDTH	43	46	48	51	54	58	61	65
1/2 HEM	46	49	51	54	57	61	64.5	68
BACK BODY LENGTH	62	66	67	69	72	74	77	79



**A - CHEST WIDTH**  
**B - HEM WIDTH**  
**C - BODY LENGTH**

**MENS K2 PRO TEE**

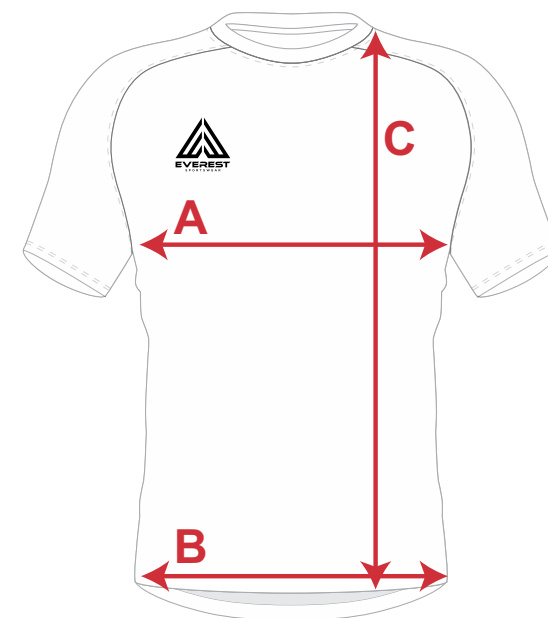
MEASUREMENT POINT	XS	S	M	L	XL	2XL	3XL	4XL
1/2 CHEST WIDTH	50.5	52.5	54.5	58.5	61.5	63.5	65.5	67.5
1/2 HEM	50.5	52.5	54.5	58.5	61.5	63.5	65.5	67.5
BACK BODY LENGTH	69	72	75	77	79	81	83	85

**JUNIOR K2 PRO TEE**

MEASUREMENT POINT	4	6	8	10	12
1/2 CHEST WIDTH	37.5	40.5	43.5	46.5	49.5
1/2 HEM	37.5	40.5	43.5	46.5	49.5
BACK BODY LENGTH	53	56	60	65	67

**WOMENS K2 PRO TEE**

MEASUREMENT POINT	W8	W10	W12	W14	W16	W18	W20	W22
1/2 CHEST WIDTH	43	46	48	51	54	58	61	65
1/2 HEM	46	49	51	54	57	61	64.5	68
BACK BODY LENGTH	62	66	67	69	72	74	77	79



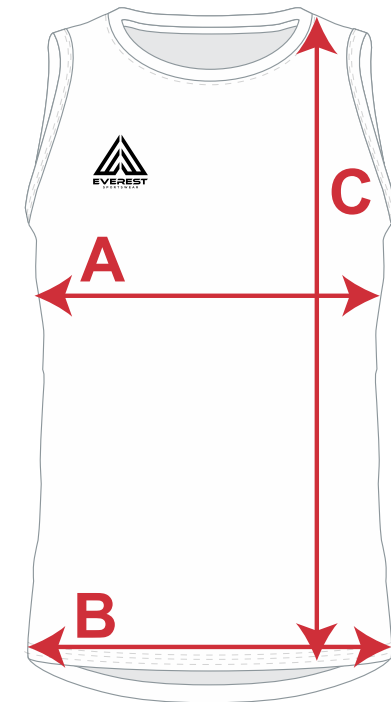
**A - CHEST WIDTH**  
**B - HEM WIDTH**  
**C - BODY LENGTH**

**MENS K2 PRO SINGLET**

MEASUREMENT POINT	XS	S	M	L	XL	2XL	3XL	4XL
1/2 CHEST WIDTH	49	50.5	53.5	56.5	59.5	62.5	65.5	68.5
1/2 HEM	49.5	51	54	57	60	63	66	67.5
BACK BODY LENGTH	64	66	68	70	72	74	76	85

**JUNIOR K2 PRO SINGLET**

MEASUREMENT POINT	4	6	8	10	12
1/2 CHEST WIDTH	39	41	43	45	47
1/2 HEM	39.5	41.5	43.5	45.5	47.5
BACK BODY LENGTH	54	56	58	60	62



**A - CHEST WIDTH**  
**B - HEM WIDTH**  
**C - BODY LENGTH**

**MENS K2 PRO SHORTS - SOCCER / GYM**

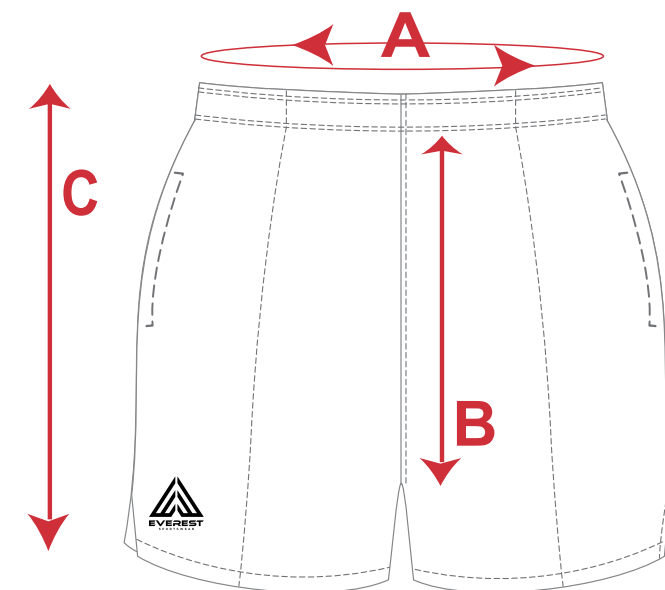
MEASUREMENT POINT	XS	S	M	L	XL	2XL	3XL	4XL	5XL
WAIST WIDTH	68	70	75	80	85	90	95	100	105
FRONT RISE	27	28	29	33	31	32	33	34	35
BOTTOM LENGTH	41	42	43	44	45	46	47	48	49

**JUNIOR K2 PRO SHORTS - SOCCER / GYM**

MEASUREMENT POINT	4	6	8	10	12
WAIST WIDTH	45	50	55	60	65
FRONT RISE	22	23	24	25	26
BOTTOM LENGTH	38	38.5	39	39.5	40

**WOMENS K2 PRO - SOCCER / GYM**

MEASUREMENT POINT	W10	W12	W14	W16	W18	W20
WAIST WIDTH	60	64	68	72	76	80
FRONT RISE	22	23	24	25	26	27
BOTTOM LENGTH	32	33	34	35	35	36



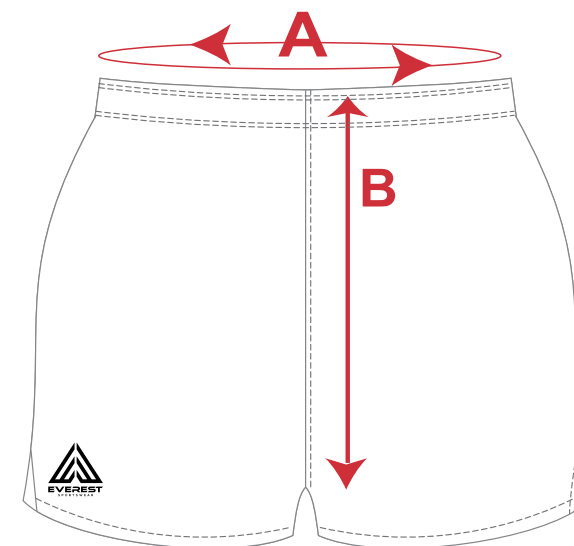
**A - WAIST WIDTH**  
**B - FRONT RISE**

**MENS K2 PRO SHORTS - RUGBY**

MEASUREMENT POINT	S	M	L	XL	2XL	3XL
WAIST WIDTH	70	75	80	85	90	95
FRONT RISE INC WAISTBAND 3.5CM	32	33	34	35	36	37

**JUNIOR K2 PRO SHORTS - RUGBY**

MEASUREMENT POINT	SB-6	MB-8	LB-10	YTH-12
WAIST WIDTH	50	56	62	66
FRONT RISE INC WAISTBAND 3.5CM	28	29	30	31



**A - WAIST WIDTH**  
**B - FRONT RISE**

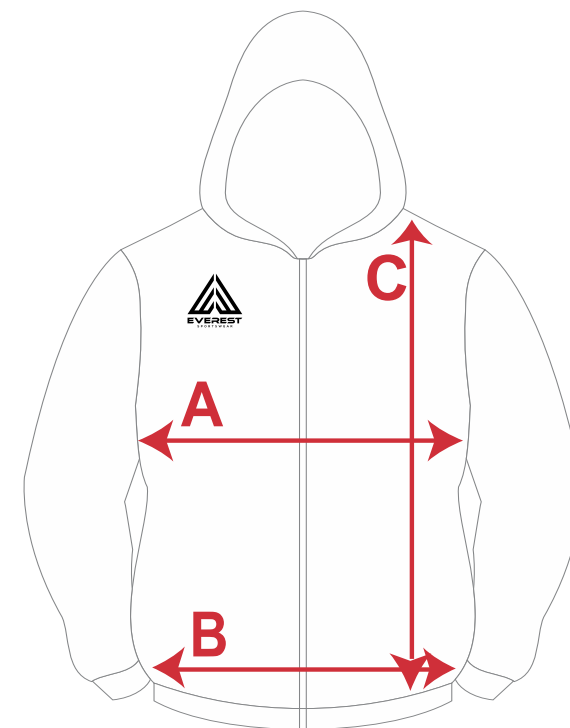


**MENS K2 PRO HOODY**

MEASUREMENT POINT	XS	S	M	L	XL	2XL	3XL	4XL
1/2 CHEST WIDTH	55	57	59	61	63	65	67	69
1/2 HEM	51	53	55	57	59	61	63	65
BACK BODY LENGTH	73	75	77	79	81	83	85	87

**JUNIOR K2 PRO HOODY**

MEASUREMENT POINT	6	8	10	12
1/2 CHEST WIDTH	48	49	50	52
1/2 HEM	43	45	47	49
BACK BODY LENGTH	63	65	67	69



**A - CHEST WIDTH**  
**B - HEM WIDTH**  
**C - BODY LENGTH**

**MENS K2 PRO JACKET**

MEASUREMENT POINT	XS	S	M	L	XL	2XL	3XL	4XL
1/2 CHEST WIDTH	50	52	55	58	61	64	67	70
BACK BODY LENGTH	72	74	76	79	81	83	85	87

**JUNIOR K2 PRO JACKET**

MEASUREMENT POINT	6	8	10	12
1/2 CHEST WIDTH	38	40	44	48
BACK BODY LENGTH	55	59	63	70



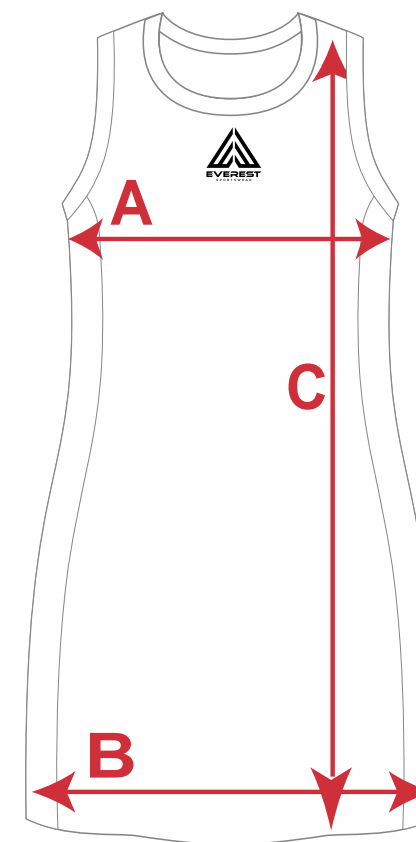
**A - CHEST WIDTH**  
**B - BODY LENGTH**

**WOMENS K2 PRO DRESS**

MEASUREMENT POINT	W10	W12	W14	W16	W18	W20	W22
1/2 CHEST WIDTH	40	42	45	47	49	51	54
1/2 HEM	61	63	66	68	70	72	74
BACK BODY LENGTH	78	83	87	87	88	91	93

**JUNIOR K2 PRO DRESS**

MEASUREMENT POINT	Y4	Y6	Y8	Y10	Y12
1/2 CHEST WIDTH	30	30	32	36	38
1/2 HEM	47	50	52	57	59
BACK BODY LENGTH	63	68	70	72	75



**A - CHEST WIDTH**  
**B - HEM WIDTH**  
**C - BODY LENGTH**